




Silwood



Acrylic sealant in water dispersion for wooden floors



WHERE TO USE

Sealing perimeter joints in wooden floors and joints between different types of floors when there is no joint trim.

TECHNICAL CHARACTERISTICS

Silwood is a solvent-free acrylic sealant in water dispersion for wooden and laminated floors. It is available in a number of colours, which are very similar to the various types of wood most commonly used. It is characterised by good flexibility, excellent bond strength and excellent filling capacity.

Once dry, **Silwood** may be sanded down and painted over.

RECOMMENDATIONS

- Do not use **Silwood** at temperatures lower than +10°C.
- Do not use for external applications.
- On pre-finished parquet, choose the most suitable colour of **Silwood** available before application.

APPLICATION PROCEDURE

Preparation of the substrate

The surfaces to be sealed must be clean, dry, and free of dust and greasy substances.

Application of the product

Cut the tube at the end of the threaded part. Screw on the nozzle and make a cut at 45° according to the size of the joint. Insert the tube into the extrusion gun.

In the case of painted or pre-finished parquet or on other types of floor, protect the joint area using masking tape, which must then be removed immediately after applying **Silwood**.

Cleaning

Traces of **Silwood** must be removed from painted and pre-finished floors while still fresh with water.

CONSUMPTION

According to the size of the joint to be filled, calculating that its volume mass is 1.75 g/cm³.


PACKAGING

310 ml tubes.


Silwood



Protective preparation of the sealing of the joint



Filling the joint



Finishing off the surface



Removing the protective paper tape

TECHNICAL DATA (typical values)

PRODUCT IDENTITY

Consistency:	paste
Colour:	various
Density (g/cm ³):	1.75
Dry solids content (%):	86
Brookfield viscosity (mPa·s):	700,000
Storage:	24 months in its original packing
Hazard classification according to EC 1999/45:	none. Before using refer to the "Safety instructions for preparation and application" paragraph and the information on the packaging and Safety Data Sheet
Customs class:	3214 9000 00

APPLICATION DATA (at +23°C and 50% R.H.)

Application temperature range:	from +5°C to +35°C
Open time:	10-20 minutes
Sanding time:	after 18-24 hours. After sanding, the product may be painted over

P0 White	
P1 Oak	
P2 Teak	
P3 Doussié	
P4 Wengè	
P5 Walnut	
P6 Faded beech	
P7 Birch - Maple	
P8 Cherry	
P9 Iroko	

STORAGE

24 months in its original packaging in a dry area.

SAFETY INSTRUCTIONS FOR PREPARATION AND APPLICATION

Silwood is not considered as dangerous according to the European regulation regarding the classification of mixtures.

It is however recommended to use gloves, eyes protection and to take the usual precaution taken when handling chemical products are recommended. For further and complete information about a safety use of our product please refer to our latest version of the Material Safety Data Sheet.

PRODUCT FOR PROFESSIONAL USE.

WARNING

Although the technical details and recommendations contained in this product data sheet correspond to the best of our knowledge and experience, all the above information must, in every case, be taken as merely indicative and subject to confirmation after long-term practical application: for this reason, anyone who intends to use the product must ensure beforehand that it is suitable for the envisaged application: in every case, the user alone is fully responsible for any consequences deriving from the use of the product.

Please refer to the current version of the Technical Data Sheet, available from our web site www.mapei.com



This symbol is used to identify Mapei products which give off a low level of volatile organic compounds (VOC) as certified by GEV (Gesellschaft Emissionskontrollierte Verlegewerkstoffe, Klebstoffe und Bauprodukte e.V.), an international organisation for controlling the level of emissions from products used for floors.



Our Commitment To The Environment
More than 150 MAPEI products assist Project Designers and Contractors create innovative LEED (The Leadership in Energy and Environmental Design) certified projects, in compliance with the U.S. Green Building Council.

All relevant references for the product are available upon request and from www.mapei.com



Protective preparation of the sealing of the joint



Filling the joint



Finishing off the surface



Removing the protective paper tape

Silwood



BUILDING THE FUTURE

Any reproduction of texts, photos and illustrations published here is prohibited and subject to prosecution

4601-6-2011

(GB) A.G. BETA